



SRT Individual Report for PA 5503 001 Economics of Development (Hosam Ibrahim) - Fall 2024

Project Title: **Student Rating of Teaching - Fall 2024**

Courses Audience: **10**
Responses Received: **8**
Response Ratio: **80.0%**

Report Comments

eval@umn.edu

©2024 Regents of the University of Minnesota. All rights reserved.
The University of Minnesota is an equal opportunity educator and employer.

Creation Date: **Friday, December 27, 2024**

Message from the Vice Provost for Faculty and Academic Affairs

The University is committed to monitoring and improving students' educational experiences. Student Ratings of Teaching (SRT) help to ensure that the student voice is present in fulfilling this mission. We encourage all instructors to incorporate student feedback into your ongoing efforts to improve your teaching and your courses.

How SRT Results may be Used

Evaluations of teaching provide information intended to help improve teaching, and may also be available to assist students in course selection and/or to inform administrative decisions on salary, tenure, and promotion. Specific use of SRT results may vary by campus and/or college as described in relevant university or unit policies.

Resources for Improving Instruction

Tools and tips for improving course instruction can be found on the OMS website (oms.umn.edu/srt), under the faculty section.

Among the available resources is a guide for connecting your teaching practices with the SRT. This guide was created by the Center for Educational Innovation (cei.umn.edu) and provides suggestions for improving instructional practices in relation to SRT items.

About this Report

This report contains all ratings provided by the students in your courses who submitted SRT responses. Mean (average) scores are reported as well as the frequency of how often each response was given for each item. Results are provided in the following order:

1. Score graph and frequency graphs for instructor items
2. Score graph and frequency graphs for course items
3. Comments regarding instructor
4. Comments regarding course

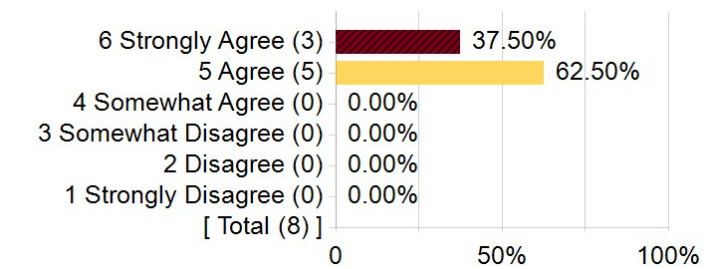
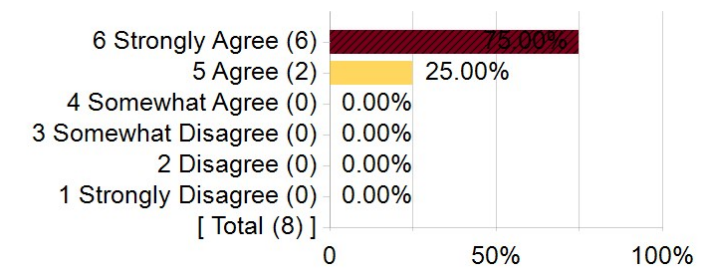
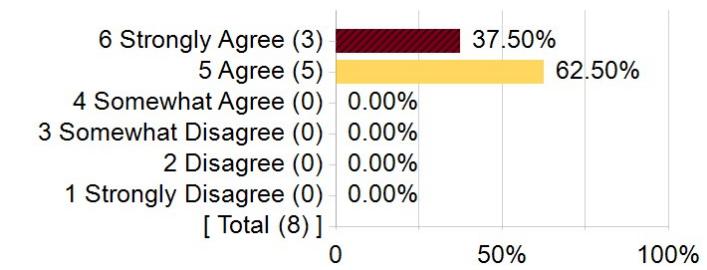
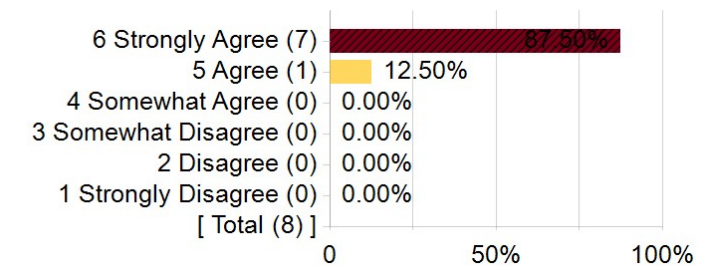
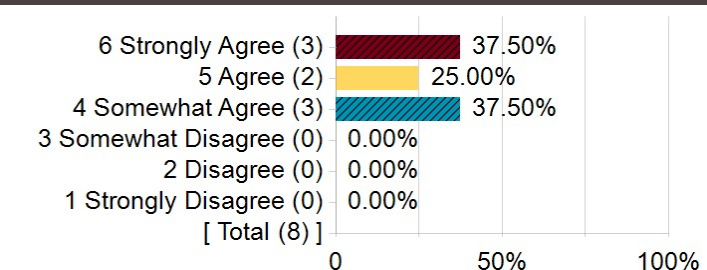
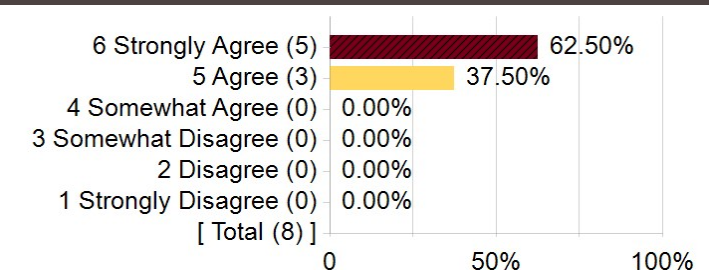
For additional information about evaluation of teaching, please reference the Evaluation of Teaching policy for your campus. The policy for Twin Cities, Crookston, Morris, and Rochester can be found here: <http://policy.umn.edu/education/teachingevaluation>.

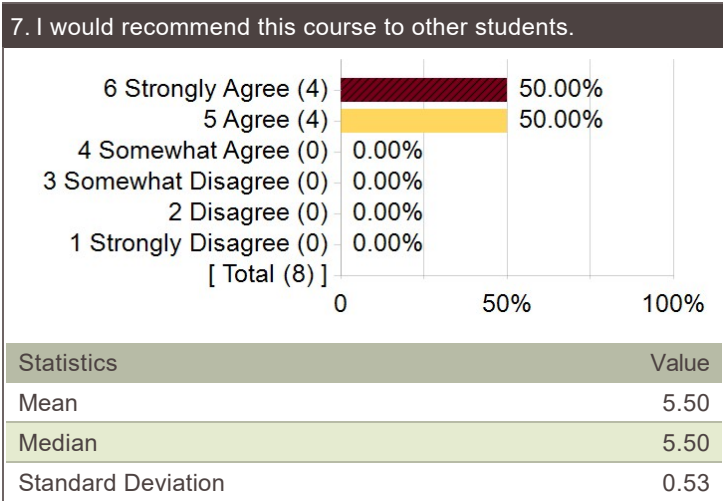
Sincerely,
Rebecca Ropers
Vice Provost for Faculty and Academic Affairs



<div>1. The instructor was well prepared for class.</div> <div><div><div>6 Strongly Agree (7)</div><div>5 Agree (1)</div><div>4 Somewhat Agree (0)</div><div>3 Somewhat Disagree (0)</div><div>2 Disagree (0)</div><div>1 Strongly Disagree (0)</div><div>[Total (8)]</div></div><div><div>87.50%</div><div>12.50%</div><div>0.00%</div><div>0.00%</div><div>0.00%</div><div>0.00%</div></div><div><div>0</div><div>50%</div><div>100%</div></div></div> <div><table><tr><th>Statistics</th><th>Value</th></tr><tr><td>Response Count</td><td>8</td></tr><tr><td>Mean</td><td>5.88</td></tr><tr><td>Median</td><td>6.00</td></tr><tr><td>Standard Deviation</td><td>0.35</td></tr></table></div>	Statistics	Value	Response Count	8	Mean	5.88	Median	6.00	Standard Deviation	0.35	<div>2. The instructor presented the subject matter clearly.</div> <div><div><div>6 Strongly Agree (6)</div><div>5 Agree (2)</div><div>4 Somewhat Agree (0)</div><div>3 Somewhat Disagree (0)</div><div>2 Disagree (0)</div><div>1 Strongly Disagree (0)</div><div>[Total (8)]</div></div><div><div>75.00%</div><div>25.00%</div><div>0.00%</div><div>0.00%</div><div>0.00%</div><div>0.00%</div></div><div><div>0</div><div>50%</div><div>100%</div></div></div> <div><table><tr><th>Statistics</th><th>Value</th></tr><tr><td>Response Count</td><td>8</td></tr><tr><td>Mean</td><td>5.75</td></tr><tr><td>Median</td><td>6.00</td></tr><tr><td>Standard Deviation</td><td>0.46</td></tr></table></div>	Statistics	Value	Response Count	8	Mean	5.75	Median	6.00	Standard Deviation	0.46
Statistics	Value																				
Response Count	8																				
Mean	5.88																				
Median	6.00																				
Standard Deviation	0.35																				
Statistics	Value																				
Response Count	8																				
Mean	5.75																				
Median	6.00																				
Standard Deviation	0.46																				
<div>3. Interactions with the instructor helped me learn.</div> <div><div><div>6 Strongly Agree (6)</div><div>5 Agree (2)</div><div>4 Somewhat Agree (0)</div><div>3 Somewhat Disagree (0)</div><div>2 Disagree (0)</div><div>1 Strongly Disagree (0)</div><div>[Total (8)]</div></div><div><div>75.00%</div><div>25.00%</div><div>0.00%</div><div>0.00%</div><div>0.00%</div><div>0.00%</div></div><div><div>0</div><div>50%</div><div>100%</div></div></div> <div><table><tr><th>Statistics</th><th>Value</th></tr><tr><td>Response Count</td><td>8</td></tr><tr><td>Mean</td><td>5.75</td></tr><tr><td>Median</td><td>6.00</td></tr><tr><td>Standard Deviation</td><td>0.46</td></tr></table></div>	Statistics	Value	Response Count	8	Mean	5.75	Median	6.00	Standard Deviation	0.46	<div>4. The instructor treated me with respect.</div> <div><div><div>6 Strongly Agree (7)</div><div>5 Agree (1)</div><div>4 Somewhat Agree (0)</div><div>3 Somewhat Disagree (0)</div><div>2 Disagree (0)</div><div>1 Strongly Disagree (0)</div><div>[Total (8)]</div></div><div><div>87.50%</div><div>12.50%</div><div>0.00%</div><div>0.00%</div><div>0.00%</div><div>0.00%</div></div><div><div>0</div><div>50%</div><div>100%</div></div></div> <div><table><tr><th>Statistics</th><th>Value</th></tr><tr><td>Response Count</td><td>8</td></tr><tr><td>Mean</td><td>5.88</td></tr><tr><td>Median</td><td>6.00</td></tr><tr><td>Standard Deviation</td><td>0.35</td></tr></table></div>	Statistics	Value	Response Count	8	Mean	5.88	Median	6.00	Standard Deviation	0.35
Statistics	Value																				
Response Count	8																				
Mean	5.75																				
Median	6.00																				
Standard Deviation	0.46																				
Statistics	Value																				
Response Count	8																				
Mean	5.88																				
Median	6.00																				
Standard Deviation	0.35																				
<div>5. The instructor provided feedback intended to improve my course performance.</div> <div><div><div>6 Strongly Agree (7)</div><div>5 Agree (1)</div><div>4 Somewhat Agree (0)</div><div>3 Somewhat Disagree (0)</div><div>2 Disagree (0)</div><div>1 Strongly Disagree (0)</div><div>[Total (8)]</div></div><div><div>87.50%</div><div>12.50%</div><div>0.00%</div><div>0.00%</div><div>0.00%</div><div>0.00%</div></div><div><div>0</div><div>50%</div><div>100%</div></div></div> <div><table><tr><th>Statistics</th><th>Value</th></tr><tr><td>Response Count</td><td>8</td></tr><tr><td>Mean</td><td>5.88</td></tr><tr><td>Median</td><td>6.00</td></tr><tr><td>Standard Deviation</td><td>0.35</td></tr></table></div>	Statistics	Value	Response Count	8	Mean	5.88	Median	6.00	Standard Deviation	0.35	<div>6. I would recommend this instructor to other students.</div> <div><div><div>6 Strongly Agree (6)</div><div>5 Agree (2)</div><div>4 Somewhat Agree (0)</div><div>3 Somewhat Disagree (0)</div><div>2 Disagree (0)</div><div>1 Strongly Disagree (0)</div><div>[Total (8)]</div></div><div><div>75.00%</div><div>25.00%</div><div>0.00%</div><div>0.00%</div><div>0.00%</div><div>0.00%</div></div><div><div>0</div><div>50%</div><div>100%</div></div></div> <div><table><tr><th>Statistics</th><th>Value</th></tr><tr><td>Response Count</td><td>8</td></tr><tr><td>Mean</td><td>5.75</td></tr><tr><td>Median</td><td>6.00</td></tr><tr><td>Standard Deviation</td><td>0.46</td></tr></table></div>	Statistics	Value	Response Count	8	Mean	5.75	Median	6.00	Standard Deviation	0.46
Statistics	Value																				
Response Count	8																				
Mean	5.88																				
Median	6.00																				
Standard Deviation	0.35																				
Statistics	Value																				
Response Count	8																				
Mean	5.75																				
Median	6.00																				
Standard Deviation	0.46																				



<p>1. I have a deeper understanding of the subject matter as a result of this course.</p>  <table> <tr> <td>6 Strongly Agree (3)</td> <td>37.50%</td> </tr> <tr> <td>5 Agree (5)</td> <td>62.50%</td> </tr> <tr> <td>4 Somewhat Agree (0)</td> <td>0.00%</td> </tr> <tr> <td>3 Somewhat Disagree (0)</td> <td>0.00%</td> </tr> <tr> <td>2 Disagree (0)</td> <td>0.00%</td> </tr> <tr> <td>1 Strongly Disagree (0)</td> <td>0.00%</td> </tr> <tr> <td>[Total (8)]</td> <td></td> </tr> </table> <table> <tr> <th>Statistics</th> <th>Value</th> </tr> <tr> <td>Mean</td> <td>5.38</td> </tr> <tr> <td>Median</td> <td>5.00</td> </tr> <tr> <td>Standard Deviation</td> <td>0.52</td> </tr> </table>	6 Strongly Agree (3)	37.50%	5 Agree (5)	62.50%	4 Somewhat Agree (0)	0.00%	3 Somewhat Disagree (0)	0.00%	2 Disagree (0)	0.00%	1 Strongly Disagree (0)	0.00%	[Total (8)]		Statistics	Value	Mean	5.38	Median	5.00	Standard Deviation	0.52	<p>2. My interest in the subject matter was stimulated by this course.</p>  <table> <tr> <td>6 Strongly Agree (6)</td> <td>75.00%</td> </tr> <tr> <td>5 Agree (2)</td> <td>25.00%</td> </tr> <tr> <td>4 Somewhat Agree (0)</td> <td>0.00%</td> </tr> <tr> <td>3 Somewhat Disagree (0)</td> <td>0.00%</td> </tr> <tr> <td>2 Disagree (0)</td> <td>0.00%</td> </tr> <tr> <td>1 Strongly Disagree (0)</td> <td>0.00%</td> </tr> <tr> <td>[Total (8)]</td> <td></td> </tr> </table> <table> <tr> <th>Statistics</th> <th>Value</th> </tr> <tr> <td>Mean</td> <td>5.75</td> </tr> <tr> <td>Median</td> <td>6.00</td> </tr> <tr> <td>Standard Deviation</td> <td>0.46</td> </tr> </table>	6 Strongly Agree (6)	75.00%	5 Agree (2)	25.00%	4 Somewhat Agree (0)	0.00%	3 Somewhat Disagree (0)	0.00%	2 Disagree (0)	0.00%	1 Strongly Disagree (0)	0.00%	[Total (8)]		Statistics	Value	Mean	5.75	Median	6.00	Standard Deviation	0.46
6 Strongly Agree (3)	37.50%																																												
5 Agree (5)	62.50%																																												
4 Somewhat Agree (0)	0.00%																																												
3 Somewhat Disagree (0)	0.00%																																												
2 Disagree (0)	0.00%																																												
1 Strongly Disagree (0)	0.00%																																												
[Total (8)]																																													
Statistics	Value																																												
Mean	5.38																																												
Median	5.00																																												
Standard Deviation	0.52																																												
6 Strongly Agree (6)	75.00%																																												
5 Agree (2)	25.00%																																												
4 Somewhat Agree (0)	0.00%																																												
3 Somewhat Disagree (0)	0.00%																																												
2 Disagree (0)	0.00%																																												
1 Strongly Disagree (0)	0.00%																																												
[Total (8)]																																													
Statistics	Value																																												
Mean	5.75																																												
Median	6.00																																												
Standard Deviation	0.46																																												
<p>3. Instructional technology employed in this course was effective.</p>  <table> <tr> <td>6 Strongly Agree (3)</td> <td>37.50%</td> </tr> <tr> <td>5 Agree (5)</td> <td>62.50%</td> </tr> <tr> <td>4 Somewhat Agree (0)</td> <td>0.00%</td> </tr> <tr> <td>3 Somewhat Disagree (0)</td> <td>0.00%</td> </tr> <tr> <td>2 Disagree (0)</td> <td>0.00%</td> </tr> <tr> <td>1 Strongly Disagree (0)</td> <td>0.00%</td> </tr> <tr> <td>[Total (8)]</td> <td></td> </tr> </table> <table> <tr> <th>Statistics</th> <th>Value</th> </tr> <tr> <td>Mean</td> <td>5.38</td> </tr> <tr> <td>Median</td> <td>5.00</td> </tr> <tr> <td>Standard Deviation</td> <td>0.52</td> </tr> </table>	6 Strongly Agree (3)	37.50%	5 Agree (5)	62.50%	4 Somewhat Agree (0)	0.00%	3 Somewhat Disagree (0)	0.00%	2 Disagree (0)	0.00%	1 Strongly Disagree (0)	0.00%	[Total (8)]		Statistics	Value	Mean	5.38	Median	5.00	Standard Deviation	0.52	<p>4. The activities in this course supported my learning.</p>  <table> <tr> <td>6 Strongly Agree (7)</td> <td>87.50%</td> </tr> <tr> <td>5 Agree (1)</td> <td>12.50%</td> </tr> <tr> <td>4 Somewhat Agree (0)</td> <td>0.00%</td> </tr> <tr> <td>3 Somewhat Disagree (0)</td> <td>0.00%</td> </tr> <tr> <td>2 Disagree (0)</td> <td>0.00%</td> </tr> <tr> <td>1 Strongly Disagree (0)</td> <td>0.00%</td> </tr> <tr> <td>[Total (8)]</td> <td></td> </tr> </table> <table> <tr> <th>Statistics</th> <th>Value</th> </tr> <tr> <td>Mean</td> <td>5.88</td> </tr> <tr> <td>Median</td> <td>6.00</td> </tr> <tr> <td>Standard Deviation</td> <td>0.35</td> </tr> </table>	6 Strongly Agree (7)	87.50%	5 Agree (1)	12.50%	4 Somewhat Agree (0)	0.00%	3 Somewhat Disagree (0)	0.00%	2 Disagree (0)	0.00%	1 Strongly Disagree (0)	0.00%	[Total (8)]		Statistics	Value	Mean	5.88	Median	6.00	Standard Deviation	0.35
6 Strongly Agree (3)	37.50%																																												
5 Agree (5)	62.50%																																												
4 Somewhat Agree (0)	0.00%																																												
3 Somewhat Disagree (0)	0.00%																																												
2 Disagree (0)	0.00%																																												
1 Strongly Disagree (0)	0.00%																																												
[Total (8)]																																													
Statistics	Value																																												
Mean	5.38																																												
Median	5.00																																												
Standard Deviation	0.52																																												
6 Strongly Agree (7)	87.50%																																												
5 Agree (1)	12.50%																																												
4 Somewhat Agree (0)	0.00%																																												
3 Somewhat Disagree (0)	0.00%																																												
2 Disagree (0)	0.00%																																												
1 Strongly Disagree (0)	0.00%																																												
[Total (8)]																																													
Statistics	Value																																												
Mean	5.88																																												
Median	6.00																																												
Standard Deviation	0.35																																												
<p>5. The amount of effort needed to be successful in this course is reasonable.</p>  <table> <tr> <td>6 Strongly Agree (3)</td> <td>37.50%</td> </tr> <tr> <td>5 Agree (2)</td> <td>25.00%</td> </tr> <tr> <td>4 Somewhat Agree (3)</td> <td>37.50%</td> </tr> <tr> <td>3 Somewhat Disagree (0)</td> <td>0.00%</td> </tr> <tr> <td>2 Disagree (0)</td> <td>0.00%</td> </tr> <tr> <td>1 Strongly Disagree (0)</td> <td>0.00%</td> </tr> <tr> <td>[Total (8)]</td> <td></td> </tr> </table> <table> <tr> <th>Statistics</th> <th>Value</th> </tr> <tr> <td>Mean</td> <td>5.00</td> </tr> <tr> <td>Median</td> <td>5.00</td> </tr> <tr> <td>Standard Deviation</td> <td>0.93</td> </tr> </table>	6 Strongly Agree (3)	37.50%	5 Agree (2)	25.00%	4 Somewhat Agree (3)	37.50%	3 Somewhat Disagree (0)	0.00%	2 Disagree (0)	0.00%	1 Strongly Disagree (0)	0.00%	[Total (8)]		Statistics	Value	Mean	5.00	Median	5.00	Standard Deviation	0.93	<p>6. The grading standards for this course were clear.</p>  <table> <tr> <td>6 Strongly Agree (5)</td> <td>62.50%</td> </tr> <tr> <td>5 Agree (3)</td> <td>37.50%</td> </tr> <tr> <td>4 Somewhat Agree (0)</td> <td>0.00%</td> </tr> <tr> <td>3 Somewhat Disagree (0)</td> <td>0.00%</td> </tr> <tr> <td>2 Disagree (0)</td> <td>0.00%</td> </tr> <tr> <td>1 Strongly Disagree (0)</td> <td>0.00%</td> </tr> <tr> <td>[Total (8)]</td> <td></td> </tr> </table> <table> <tr> <th>Statistics</th> <th>Value</th> </tr> <tr> <td>Mean</td> <td>5.63</td> </tr> <tr> <td>Median</td> <td>6.00</td> </tr> <tr> <td>Standard Deviation</td> <td>0.52</td> </tr> </table>	6 Strongly Agree (5)	62.50%	5 Agree (3)	37.50%	4 Somewhat Agree (0)	0.00%	3 Somewhat Disagree (0)	0.00%	2 Disagree (0)	0.00%	1 Strongly Disagree (0)	0.00%	[Total (8)]		Statistics	Value	Mean	5.63	Median	6.00	Standard Deviation	0.52
6 Strongly Agree (3)	37.50%																																												
5 Agree (2)	25.00%																																												
4 Somewhat Agree (3)	37.50%																																												
3 Somewhat Disagree (0)	0.00%																																												
2 Disagree (0)	0.00%																																												
1 Strongly Disagree (0)	0.00%																																												
[Total (8)]																																													
Statistics	Value																																												
Mean	5.00																																												
Median	5.00																																												
Standard Deviation	0.93																																												
6 Strongly Agree (5)	62.50%																																												
5 Agree (3)	37.50%																																												
4 Somewhat Agree (0)	0.00%																																												
3 Somewhat Disagree (0)	0.00%																																												
2 Disagree (0)	0.00%																																												
1 Strongly Disagree (0)	0.00%																																												
[Total (8)]																																													
Statistics	Value																																												
Mean	5.63																																												
Median	6.00																																												
Standard Deviation	0.52																																												



What did the instructor do that most helped your learning?

Comments
Thank you for the learning, the patience, and the laughs. Best of luck in your next step. :)
Asked questions to try to ascertain if the students understood the material or if they just memorized examples from class. Took time outside of class to provide additional instruction, because the material was too substantial and challenging for almost all of the students to make it through in the designated class period. he was very open and available for one-on-one instruction.
He is helpful and provides feedback on assessments. He is always ready to help and added extra time to accommodate sessions for office hours.
The professor provide us extra sessions for us to learn. He is respectful towards me and other classmates and took the time to help us understand the material. The graphs he drew in classroom helps a lot.
He will devote extra office hours to help the students learn about challenging concepts. The way the course is structured is also great, starting from the basic concepts of economics, into some more detailed concepts, and the application of the concepts.
He offered review session for the assignments that due from the previous weeks which is very helpful for me and the class in general. He didn't mind to reexplain the subject matters once i feel unclear about it.
Hosam did a really great job of breaking down each class topic and going it over again and again until we understood. He was very patient. He was always available during office hours or finding another time when those hours did not work.
Interactive discussion and practical examples

What suggestions do you have for improving the course?

Comments
Only one student had any economic background, so the subject matter was challenging for most, especially while working to familiarize with the economic references and their meanings. Therefore, many students were still trying to grasp the basic concepts when they were being asked to think critically and apply nuances. I observed that it seemed some students got really confused when "devil's advocate" or socratic method were applied, because some people had trouble differentiating between content that was being taught vs. challenges that were posed to get them to challenge based on understanding of the material.
More class time and sessions with people with low understanding of economics and its principles
A suggestion would be continue to do what you are doing with drawing graphs and helping out students. I do like how you encourage us to work with our classmates in homework.
Student presentations should be calculated as part of a significant part of the grade since we put a lot of efforts for the presentation, equal to or if not more than the weekly problem sets
Give at least 20 more minutes for each since there is a lot to cover on this class.
Personally, nothing to improve. His teaching style was great and he was very knowledgeable on the subject.